

Scaled data based on original data using  
LM-79-08 Approved Method: Electrical and Photometric Measurements of Solid-  
State Lighting Products

Test Report Prepared for  
Cooper Lighting Solutions  
(formerly Eaton)

Brand: STREETWORKS

Report Number: P527082

Luminaire Tested: **GLAN-SA2A-750-U-5WQ-GRSWH**

Issue Date: 5/27/2021

**Test Information**

Test Method: LM-79-08  
Report Number: P527082  
TEST IS SCALED FROM IESNA LM-79-08 TEST DATA (G3-2011-057-2)  
Test Lab: INNOVATION CENTER  
Issue Date: 5/27/2021  
Manufacturer: COOPER LIGHTING SOLUTIONS (FORMERLY EATON)  
Product Line: STREETWORKS  
Catalog Number: GLAN-SA2A-750-U-5WQ-GRSWH  
Description: GALLEON AREA AND ROADWAY LUMINAIRE  
(2) 70 CRI, 5000K, 615mA LIGHTSQUARES WITH 16 LEDS EACH AND TYPE V WIDE OPTICS WITH WHITE GLARE REDUCTION SHIELD  
Light Source: -  
Ballast/Driver: ELECTRONIC DRIVER

**Summary**

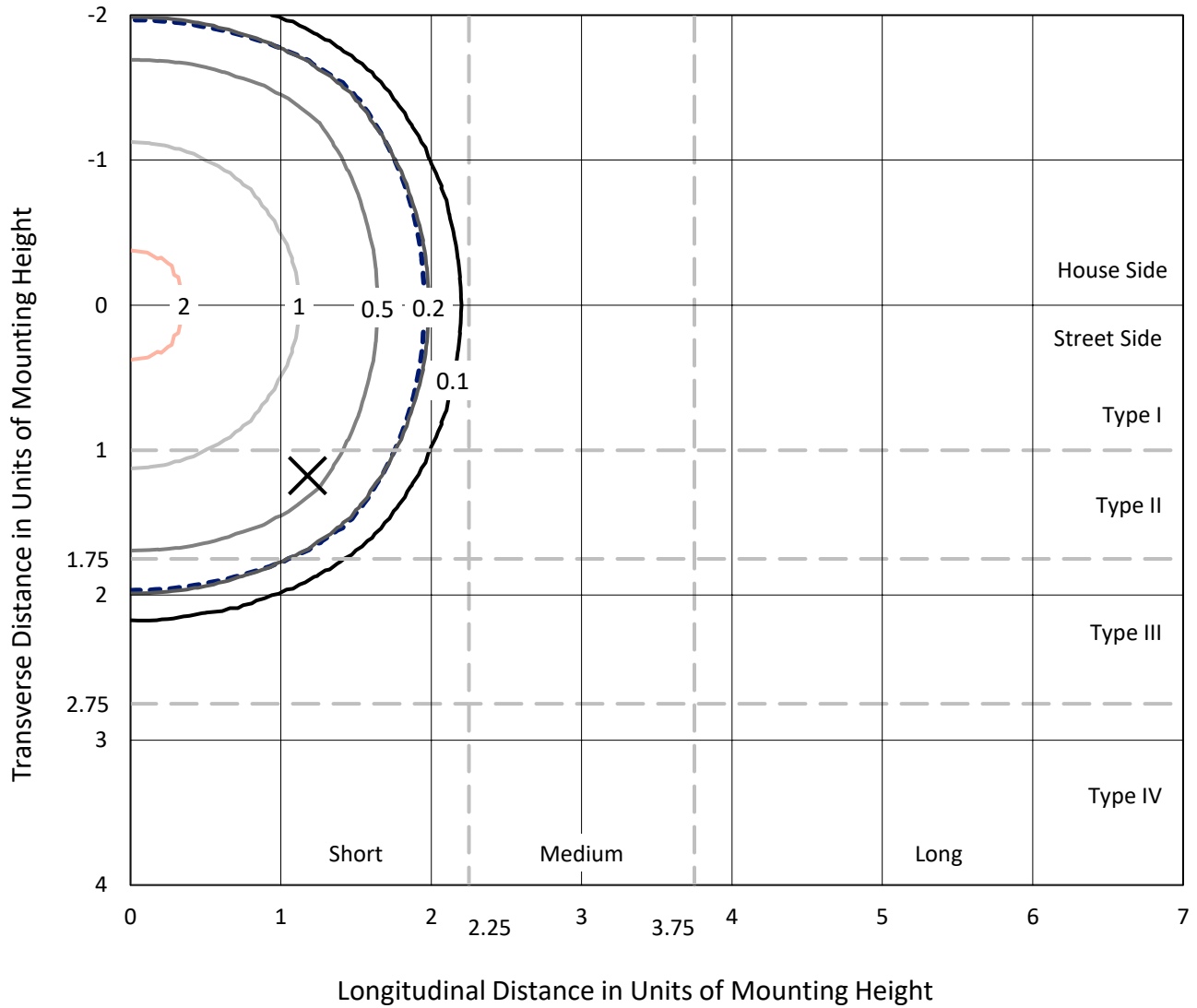
Lumens per Lamp: N/A  
Luminaire Lumens: 7802.1 lumens  
Efficiency: N/A  
Efficacy: 123.8 lumens/watt  
Luminous Opening: Rectangular (W 0.5' x L: 1' x H: 0')  
IES Classification: Type V - Short  
BUG Rating: B2 - U0 - G1  
  
Input Watts (W): 63  
Input Voltage (V): NR  
Input Current (Ain): NR  
Voltage Rise (V): NR  
Power Factor: NR  
Total Harmonic Distortion (THDi): NR  
Frequency (hertz): 60  
Stabilization Time: NR  
Operation Time: NR  
Ambient Temperature (°C): NR  
Test Distance: 24 FT



REPORT NUMBER: P527082  
 CATALOG NUMBER: GLAN-SA2A-750-U-5WQ-GRSWH

### Iso-Footcandle Lines of Horizontal Illumination

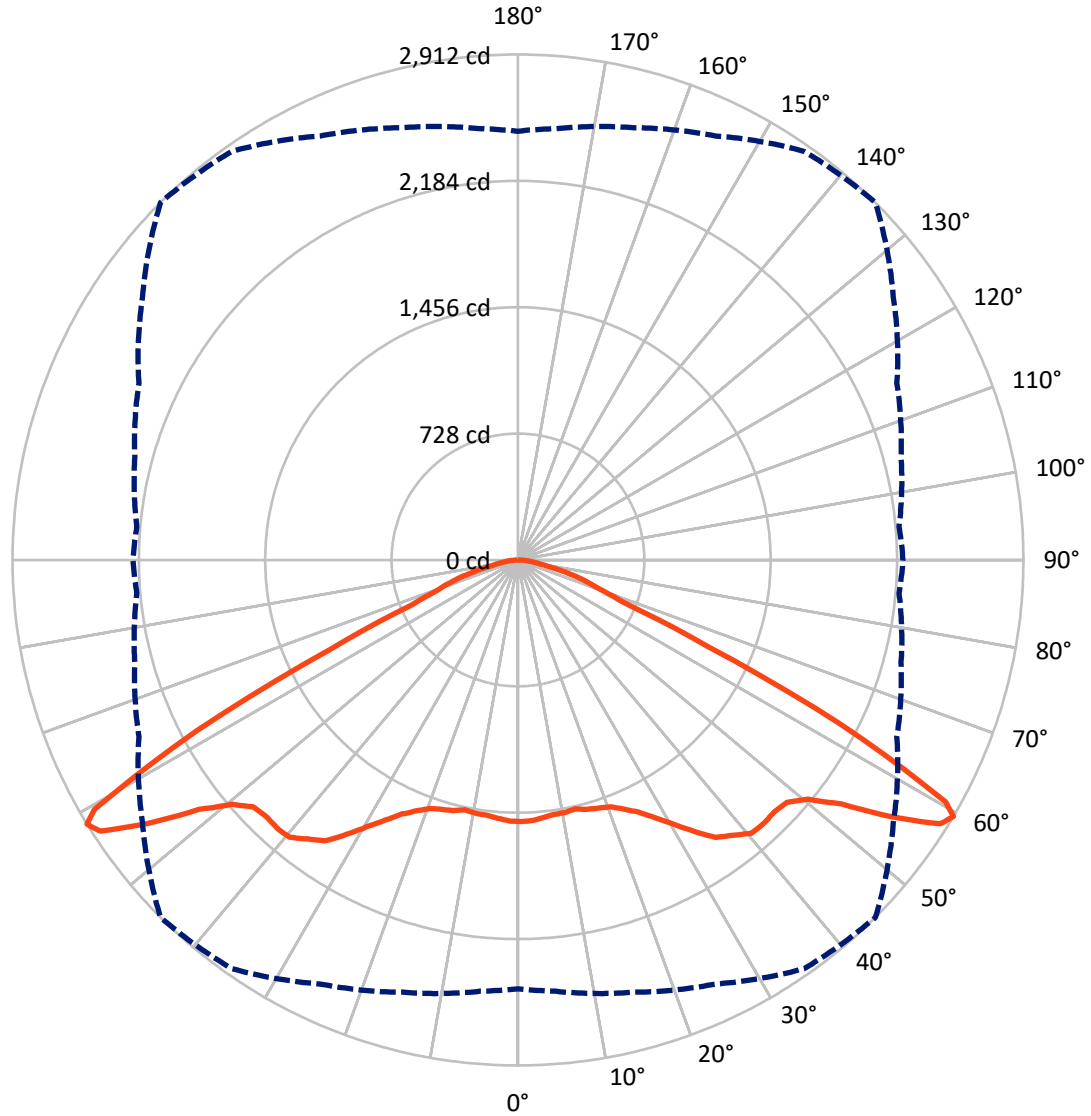
✕ Max cd  
 - - - 1/2 Max cd



Based on 25 foot mounting height. Maximum calculated value = 2.4 fc  
 Type V - Short - N/A

REPORT NUMBER: P527082  
CATALOG NUMBER: GLAN-SA2A-750-U-5WQ-GRSWH

### Luminous Intensity Polar Plot



— Vertical Plane Through 45-Deg Lateral      - - - Horizontal Cone Through 59-Deg Vertical

REPORT NUMBER: P527082  
 CATALOG NUMBER: GLAN-SA2A-750-U-5WQ-GRSWH

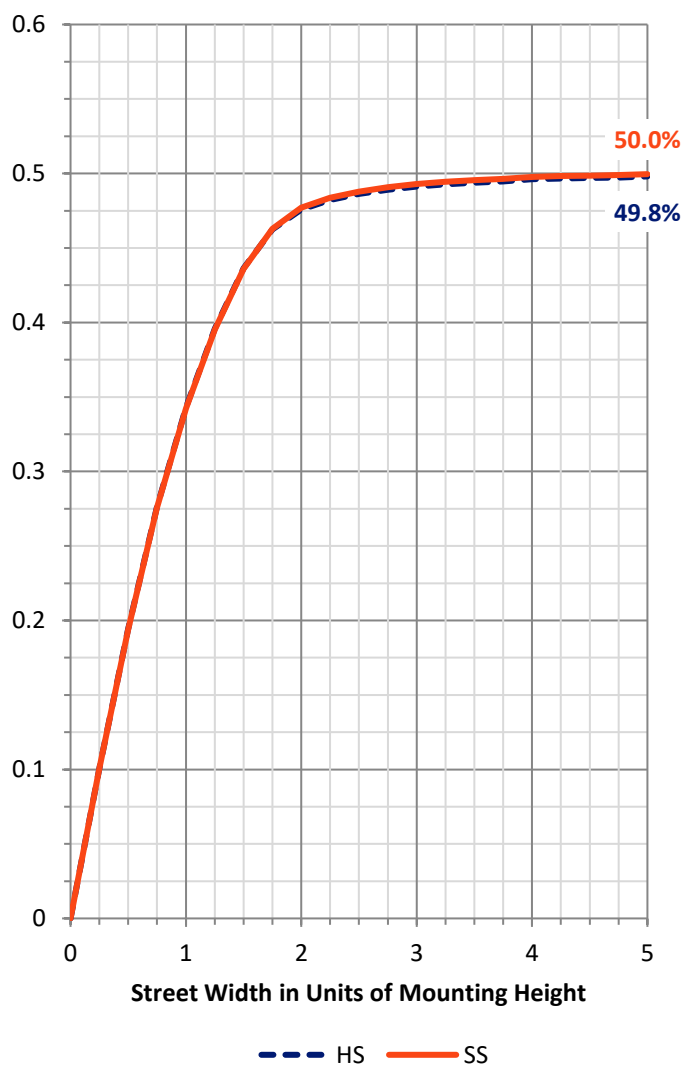
**FLUX DISTRIBUTION:**

		Downward	Upward	Total
<b>House Side</b>	Lumens	3901.1	0.0	3901.1
	% Fixture	50.0	0.0	50.0
<b>Street Side</b>	Lumens	3901.1	0.0	3901.1
	% Fixture	50.0	0.0	50.0
<b>Total</b>	Lumens	7802.1	0.0	7802.1
	% Fixture	100.0	0.0	100.0

**ZONAL LUMENS:**

Zone	Lumens	% Fixture
0°-10°	142.1	1.8
10°-20°	422.5	5.4
20°-30°	737.7	9.5
30°-40°	1178.2	15.1
40°-50°	1604.9	20.6
50°-60°	2170.3	27.8
60°-70°	1190.2	15.3
70°-80°	304.5	3.9
80°-90°	51.9	0.7
90°-100°	0.0	0.0
100°-110°	0.0	0.0
110°-120°	0.0	0.0
120°-130°	0.0	0.0
130°-140°	0.0	0.0
140°-150°	0.0	0.0
150°-160°	0.0	0.0
160°-170°	0.0	0.0
170°-180°	0.0	0.0
0°-90°	7802.1	100.0
0°-180°	7802.1	100.0

**Coefficient of Utilization**



REPORT NUMBER: P527082

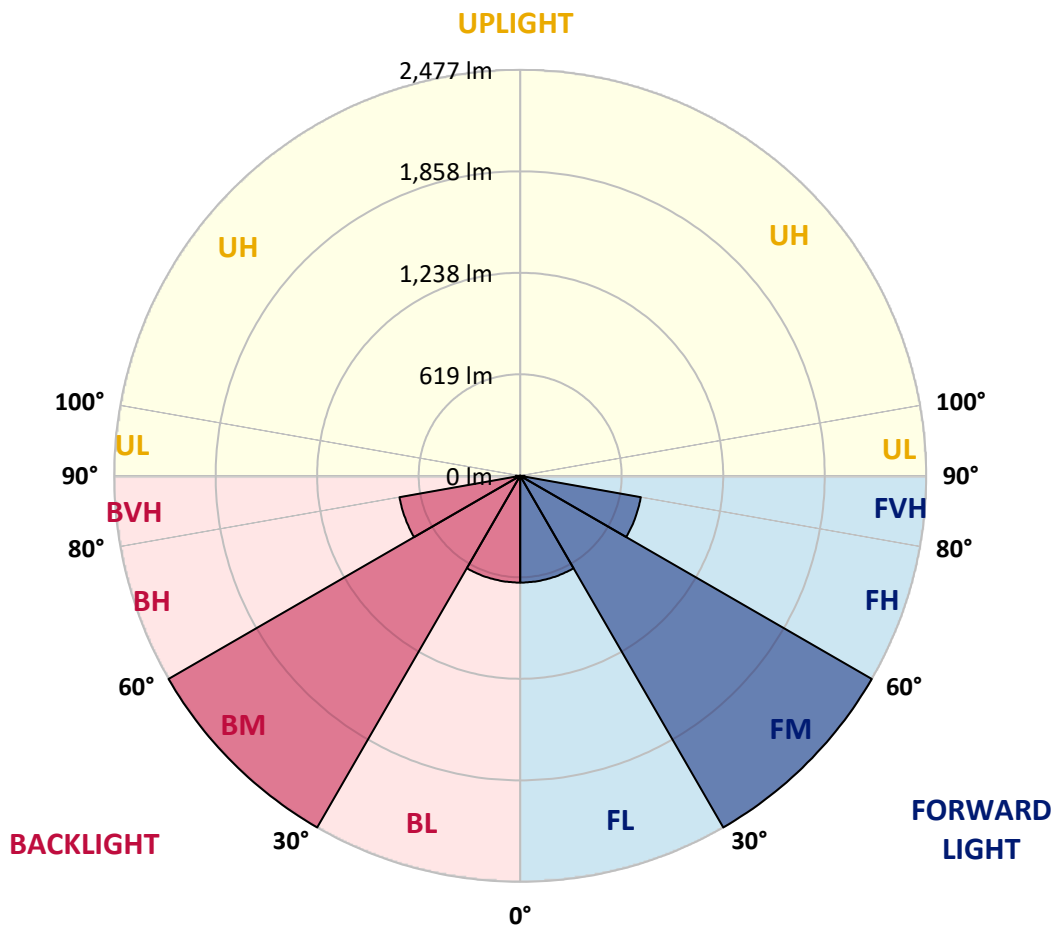
CATALOG NUMBER: GLAN-SA2A-750-U-5WQ-GRSWH

**LUMINAIRE CLASSIFICATION SYSTEM LUMEN TABLE AND BUG RATING:**

Zone	Lumens	% Fixture	Zone Rating/Lumen Limit		
			B	U	G
FL (0°-30°)	651.1	8.3			
FM (30°-60°)	2476.7	31.7			
FH (60°-80°)	747.3	9.6			G1/1800
FVH (80°-90°)	26.0	0.3			G1/100
BL (0°-30°)	651.1	8.3	B2/1000		
BM (30°-60°)	2476.7	31.7	B2/2500		
BH (60°-80°)	747.3	9.6	B2/1000		G1/1800
BVH (80°-90°)	26.0	0.3			G1/100
UL (90°-100°)	0.0	0.0		U0/0	
UH (100°-180°)	0.0	0.0		U0/0	

**BUG Rating: B2-U0-G1**

Type V Short





REPORT NUMBER: P527082

CATALOG NUMBER: GLAN-SA2A-750-U-5WQ-GRSWH

**CANDELA DISTRIBUTION (FULL):**

	0°	5°	15°	25°	35°	45°	55°	65°	75°	85°	90°
0°	1507	1507	1507	1507	1507	1507	1507	1507	1507	1507	1507
2.5°	1498	1509	1501	1508	1507	1504	1499	1496	1492	1498	1488
5°	1492	1501	1510	1498	1498	1492	1489	1483	1483	1482	1481
7.5°	1502	1493	1489	1491	1493	1480	1489	1477	1467	1474	1482
10°	1493	1497	1482	1489	1478	1480	1474	1482	1471	1471	1471
12.5°	1502	1491	1496	1491	1488	1471	1479	1470	1469	1479	1470
15°	1520	1502	1498	1488	1491	1491	1483	1484	1473	1479	1481
17.5°	1514	1504	1501	1489	1499	1502	1487	1477	1484	1483	1482
20°	1519	1523	1520	1522	1526	1518	1504	1490	1481	1494	1493
22.5°	1551	1547	1545	1543	1550	1558	1539	1517	1517	1526	1530
25°	1577	1576	1575	1584	1608	1608	1584	1556	1549	1555	1550
27.5°	1615	1626	1622	1638	1673	1681	1649	1616	1597	1590	1599
30°	1702	1689	1692	1709	1740	1766	1717	1682	1656	1655	1659
32.5°	1760	1770	1779	1795	1844	1864	1805	1748	1732	1723	1726
35°	1876	1867	1865	1881	1930	1963	1889	1839	1818	1838	1838
37.5°	1986	1961	1942	1963	2008	2012	1949	1922	1911	1934	1933
40°	2038	2036	1992	2004	2064	2070	2011	1979	1977	2007	2037
42.5°	2092	2073	2029	2037	2074	2076	2020	2011	2033	2062	2064
45°	2101	2085	2057	2037	2064	2070	2037	2043	2045	2080	2080
47.5°	2119	2117	2101	2086	2091	2086	2065	2074	2104	2121	2113
50°	2169	2148	2164	2151	2152	2166	2147	2156	2150	2135	2125
52.5°	2279	2269	2283	2292	2302	2334	2312	2264	2219	2179	2178
55°	2440	2447	2474	2520	2559	2610	2504	2389	2317	2254	2258
57.5°	2592	2587	2624	2729	2843	2869	2661	2497	2380	2340	2323
59°	2470	2494	2578	2695	2874	2912	2640	2409	2285	2204	2218
60°	2278	2287	2362	2525	2767	2832	2499	2273	2108	2061	2082
62.5°	1610	1603	1657	1790	2007	2095	1858	1699	1595	1543	1555
65°	856	888	910	993	1108	1201	1103	1034	976	933	932
67.5°	578	574	579	598	637	663	661	626	621	613	622
70°	487	485	476	476	484	490	497	501	509	519	518
72.5°	395	390	384	381	391	394	403	407	414	413	422
75°	261	261	268	276	279	285	286	298	298	300	292
77.5°	146	142	147	155	162	173	184	193	198	196	196
80°	85	85	90	99	108	118	126	133	138	136	132
82.5°	53	53	58	67	74	80	91	100	106	104	99
85°	27	27	33	39	48	52	51	47	46	41	41
87.5°	7	7	10	11	9	10	10	10	10	10	11
90°	0	0	0	0	0	0	0	0	0	0	0

(END OF REPORT)